



Balcones Forge Dispatch

President's Corner

January 2015



Greetings and Happy New Year!

Hope everybody had a good Christmas and made it through the holidays without incident.

I can't think of a better way to close out 2014 than the Whitley's did at the 3rd annual Rustyc Forge Memorial

Dinner & Demo in Devine, TX. Jerry & Marsha pulled out all the stops and put on a better-than-last-year shindig with all the trimmings. The memorial was conducted by Shane Tilton, who read the names of many of our blacksmithing family who have passed on before us as we rang the anvil in remembrance.

Whitley lined up several top notch smiths to demo as well as contacting several of the surrounding town newspapers that ran stories and photos of the demo.

All that and then somehow the auction managed to bring in more than \$3,200 without Vince to run it. A big "Thanks!" to all.

Don't forget to make a "garden critter" to trade at Gary Hilton's demo in Hunt on January 24th. Gary always puts on a good show, don't miss it.

The Lee Brothers are going to need a little help in February at their Steephollow Forge in Bryan. They need folks to help with parking, register auction items, help with the meal and general cleanup. The competition trade item is a "door knocker". I can't wait to see what shows up. Be sure to bring something for the auction and some extra cash. Alan & Jeff are turning this into a world class event and it just keeps getting better.

Continued on page 2

Meeting is Jan 24



Officers

President

Jerry Achterberg
treefarm@swbell.net
210/661-3293

Vice-President

Jerry Whitley
jerry.whitley@ymail.com
210/288-3961

Treasurer

Rudy Billings
Rudy@BalconesForge.org
512/461-7375

Secretary

Tim Tellander
ttellander@gtvc.com
830/980-2903



Editor

Vince Herod
spotteddogforge@yahoo.com
512/253-6045

President's Message continued

John & Carolyn will be hosting the Bluebonnet Demo again this year in March at the Sycamore Creek Ranch with Dorothy Stiegler doing the workshop and demo. This will be Dorothy's third time to demo for Balcones Forge. That in itself says a lot for Dorothy, but this year she will work in silicone bronze. Pretty cool!

The 10 workstations are just about complete now that Balcones Forge has all of the equipment in place. No more loaned equipment. This was accomplished by lots of hard work and support by our friends and members who gave lots of time and money to get this done. We can't thank you enough.

It's also time to start on your auction item for the Bluebonnet demo. This is our big fundraiser that keeps going throughout the rest of the year. This means look through your shop and donate your extra tools and stash some cash for the auction. I know Dorothy will draw a big crowd.

We still want to hear from you. We want to know what you want to see or do. We need feedback on the meetings and the demonstrators. Be sure to let Daniel know if you need something from the library or you need him to find a new book. If you need to buy or sell something, we have a page on the web site for that.

And last, feel to talk to the elders if you need help or if you want to be of more help. We are always looking for volunteers.

Keep in touch and be safe!
Jerry Achterberg
Balcones Forge President

The Balcones Forge Newsletter is written by the editor except as noted. Balcones Forge, it's officers, members, contributors, editors and writers specifically disclaim any responsibility, or liability for any damage, or injury as a result of the use of any information published in the newsletter or demonstrated at a meeting or conference. Every effort is made to insure the accuracy and safety of information provided but the use by our members and readers of any information published herein or provided at meetings is solely at the user's own risk.

DECEMBER SECRETARY'S REPORT

Balcones Forge
December 13, 2014
@ Rustyk Forge – Devine, Texas

Tim has a hitch in his "Get-A-Long" and though he was able to drop off his java monkey and a fire pit, he was unable to be present for the main event. Praying for your full recovery Tim.

We started off with a Board Meeting and several items were discussed:

The many aspects of the Bluebonnet Demo

Our auctions and their importance to Balcones Forge

Spring Break in Fredericksburg at the Pioneer Museum

Future Events

The Membership Meeting was called to order at 10:36 by our President, Jerry Achterberg. There was a very good turnout with several first timers. The "Trade Item" was a Java Monkey as a competition item. First Place went to Sue Murray, Second Place to Jerry Whitley and Third Place to Tim Teller. We had good participation in the competition. Sue donated the First Place Java Monkey along with her coffee pot and a bag of coffee to the Balcones Forge Auction. Thank you Sue.

Future events were discussed:

January 24, Hunt, Texas

Gary Hilton

Trade Item – Garden Critter

February 21, Bryan, Texas @ Lee Bros.

Trade Item-Door Knocker (Competition)

Demonstrators

Iron Smelt

Broom Maker

Bit & Spur Maker
Show and Tell
Auction

March -Spring Break @ Fredericksburg – Pioneer
Museum – Need Volunteers

March 28 & 29, Marble Falls, Texas at the shop of
John Crouchet.

Bluebonnet Demo

Dorothy Stiegler – Demonstrator

\$45.00 Fee for the Demo

Workshops – Tuesday – Friday – Forging Bronze

\$135.00/members

\$155.00/non-members

April Open

May. San Marcos Texas Natural Swing and Coun-
try Music Festival

Mark Aspery Books are available – Volumes 1, 2
and 3 - \$50.00 each – See Rudy

To end the meeting, Shane gave the Blessing and
we broke for lunch. After lunch, Shane led a me-
morial to remember those that have gone before
us. As Shane read the names, the anvil was rung
in their honor. Those present had the opportunity
to add names to the list and to end it, all present
had the opportunity to ring the anvil.

From here we started our demonstrations. Sue
Murray made a beautiful flower, Jeff Jambers and
Kainon Baumer forged a hammer in the style of
Brian Brazeal and Joe Travieso again impressed
us with his damascus making abilities. This time
though, it was cable damascus. Aaron and Shane
Tilton went way above and beyond in forging an
axe from our 2013 iron bloom. They did this on
a very impressive display of equipment that was
given to Shane by his grandfather. It is these
demonstrators that will make this a memorable
event. The auction went on throughout and many
of us went home with very nice treasures. Gar-
rett Stuart was presented with a spider from Jerry
Achterberg. He truly treasures that spider. Thank
you Jerry.

People started arriving on Friday afternoon. The
last ones left shortly before noon on Sunday. We
have never had this many vehicles here at one
time. It was great to see such a good turnout. In
the end, it felt like a very successful event. We did
learn a few things and see some areas to improve,
and Marsha and I would be happy to do it again.

Happy New Year,

Jerry Whitley

JANUARY TRADE ITEM

The trade item for December is a.....

Garden Critter

It is too cold to catch one outside. Make your
own.

REMEMBER: you gotta make one to **to take
one**

THE NEW BALCONES FORGE BOARD OF DIRECTORS

Jerry Achterberg, President
Jerry Whitley, Vice President
Rudy Billings, Treasurer
Tim Tellander, Secretary

John Crouchet
Daniel Harrington, Librarian
Jim Elliot
Vince Herod, Editor
Alan Lee
Jeff Lee

A GREAT DEAL

Balcones Forge has Mark Aspery Books!

All 3 volumes:

I - Basic Blacksmithing

II - Leafwork

III - Joinery

\$50 each -- no tax, no shipping, normal price \$59

Send your requests to Rudy@BalconesForge.org

FUTURE BALCONES FORGE MEETINGS

January 24 2015: Gary Hilton - Hunt, TX
(study your axe making)

February 2015- Lee Brothers @ Steep Hollow
Forge - Bryan, TX
(spurs and more)

March 2015- Pioneer Museum - Fredericksburg,
TX
28 & 29 Bluebonnet - Marble Falls, TX
(Dorothy demos bronze)

April: OPEN (want to host a meeting?)

May 2015- Swing Music Fest - San Marcos, TX

JANUARY MEETING INFO

Gary Hilton will host the Balcones Forge January meeting at his shop in Hunt, TX on the 24th.

The meeting will start at 9:30 and he will probably forge well into the afternoon after lunch.

Folks can run to Hunt for burgers or bring a lunch.

Gary will be demoing "The Hand Forged Wood Axe" like the one that Gerald Boggs illustrated in the Hammer's Blow.

The trade item is: A garden critter. Any kind of bug or animal that you might put decorate your garden with.



FEBRUARY MEETING INFO

The 5th annual Combo-Demo at Steephollow Forgeworks in Bryan, TX. is February 21, 2015. This is a one day mini blacksmithing conference, free of charge, and open to the public. It is a once a year rendezvous of all the blacksmithing groups in Texas and Louisiana with demonstrations, vendors, art displays, auction, iron smelt, tailgating, food, and music. The Combo-Demo is only possible because of the generous support of the blacksmithing community at large. Volunteers are always needed and auctions donations help pay for the whole thing.

Demonstrations will be from 9:30-11:30am and 1-4pm. a number of demonstrators have been booked including:

- *John Perilloux---Richard Louisiana, johnperilloux.com
- *Larry House---Picayune, Mississippi, Dragons Watch Forge & Foundry
- *Dana Flanders---Simonton, TX, Ziwa Forge/ Facebook
- *John McGee---Bryan, TX, Shamrock Forge
- *Jeff Schockley---San Marcos, TX.
- *Jeff and Alan Lee---Bryan, TX, steepforge.com

Action will be constant following the side by side Demo format. A catered lunch will be available. Lunch tickets can be purchased at the door.

A special attraction will be Bit and Spur makers Wilson Capron, Christoval, TX, wilsoncapron.com and Cotton Elliott, Sheriff of King County, Guthrie, TX. They are members of the " Traditional Cowboy Artist Association". They both do world class work. Wilson Capron is a master engraver.

Knifemakers Tim Tellender, Bullverde, TX.

Richard Epting, Welborn, TX. eptingknives.com

Curtis Klinge, Welborn, TX. cmforgeknives.com

Each will be displaying & selling their latest creations.

James Johnson with Anyang Power Hammers will bring one of his hammers for anyone to test drive.

The auction of donated iron artwork at 11:30am is what covers the expenses and is only possible because of the generous donation from the group members of:

HABA

Balcones Forge

NTBA

Goliad Blacksmiths

LAMA

Please consider donating your latest creation and don't forget your checkbook.

The smelt will be led by Richard DelaHousaye from Carencro, La. The bloom will be tapped near 4pm.

This years' competition item is a Doorknocker. Show off your skills and compete with some of the best.

For our "Feathered Fiends", this project just might be the ticket to a great Thanksgiving Turkey! Thanks to the Ocmulgee Blacksmith Guild and The Florida Clinker Breaker ('96) for this project!

ROASTING SPIT

By: David Fink of Lumpkin, Ga.

Material Needed: 1/2" x 1/2" x 24" - 2 pieces
 1/8" x 1/2" x 7" - 2 pieces
 1/8" x 1/2" x 10" - 2 pieces
 1/8" x 1/2" x 5" - 2 pieces
 3/8" x 3/8" x 28" - 1 piece

1- Stack the 1/8 x 7 on the 1/8 x 10 and secure with wire while welding. Taper the welded area as shown in figure 1. Repeat with other like pieces.

2- Weld the above parts to the top of each of the 1/2 x 24" pieces as shown in figure 2.

3- Forge a point on the other end of the 1/2 x 24.

4- Heat the welded end and pull the 7" piece up and forge into a "U" shape. Reheat and repeat the operation on the 10" piece to form an object similar to that in figure 4.

5- Upset one end of the 3/8" bar to about 1/2" square and flatten. Over the edge of the anvil, forge this flattened section into a round one and punch a hole in it's center of a little over 5/16" diameter. Forge the 3" under this eye into a rounded cross section as shown in 5a and b.

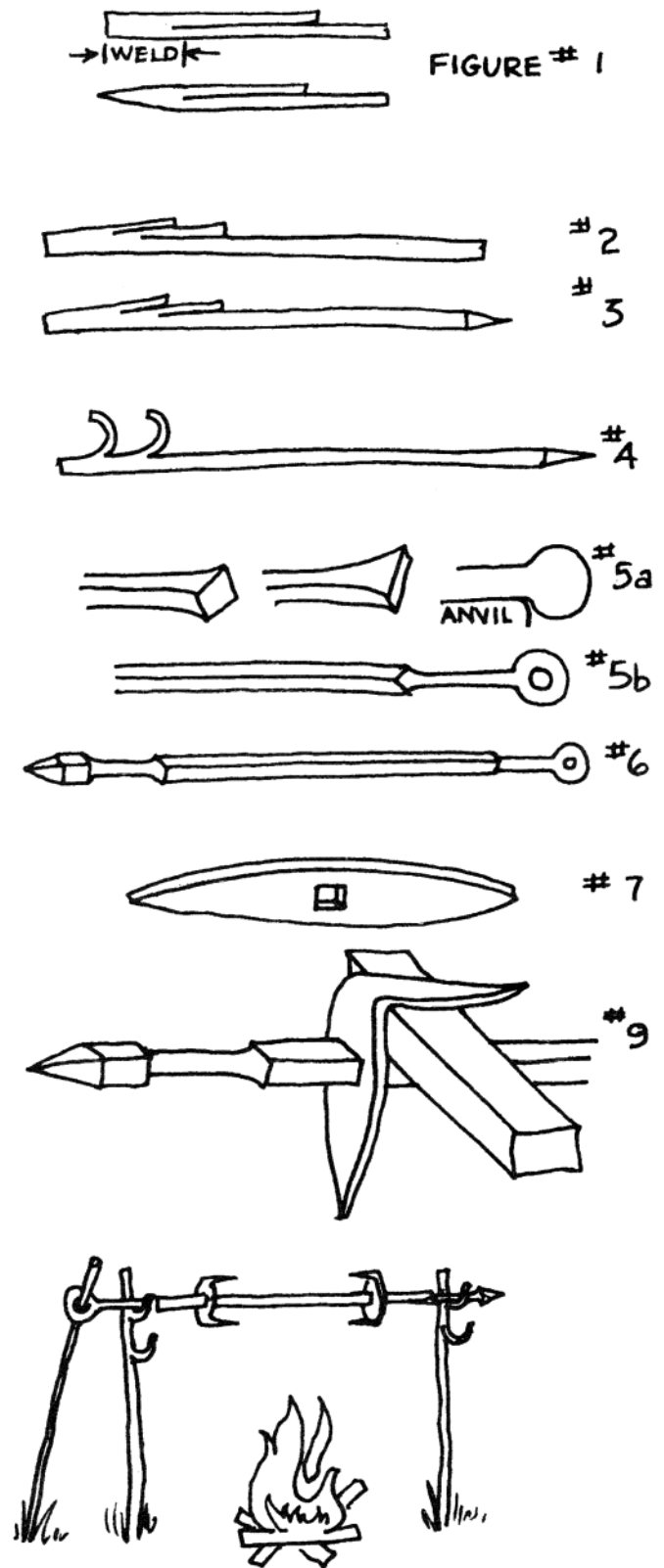
6- Forge the opposite end of the 3/8" bar to a tapered point and forge the 3" behind that point to a rounded cross section similar to the other end as shown in figure 6.

7- Forge both of the 1/8 x 1/2 x 5" pieces to a long sharp tapered point on both ends. Measure the resulting pieces and mark the center point. Punch a 1/4" square hole in the center of each piece then drift to 3/8" square.

8- Slip these onto the 3/8 square bar (made in steps 5 and 6 above) and heat each of them in turn.

9- Use a scrap piece of 1/2" thick material as a spacer to form the last parts into a squared "U" shape as shown in figure 9.

10- Optional. A 20" x 1/4" round rod can be pointed on one end to hold cross bar in position.



**LEARN HOW TO MAKE YOUR LITTLE GIANT
POWER HAMMER WORK HARDER THAN
EVER!**

Please join us for the 23rd annual Little Giant Rebuilding Seminar! Although we did pass ownership of Little Giant to our machinist Roger Rice in 2013, Sid Suedmeier will continue teaching the rebuilding class at his shop at 420 4th Corso in Nebraska City.

We carry on the tradition of our good friend Fred Caylor of teaching how to make Little Giants run well and hit hard.

The 2 ½ day class is a hands-on format. You will help transform a 25 LB Little Giant hammer from functional but sloppy condition into a well tuned, quiet, hard working hammer. Sid Suedmeier, former owner of Little Giant, will share all his knowledge and experience gained from working with Fred and from 23 years of repairing and rebuilding Little Giants.

An old style 25 LB Little Giant will be rebuilt during the class, and a new style machine will be on hand to demonstrate proper assembly and adjustment of both styles.

The class is held in Sid’s shop in historical Nebraska City, Nebraska. The city has a wide variety of cafes, outlets (including Pendleton Woolen Mills), antique and gift shops, orchards, wineries and museums.

IF YOU HAVE A LITTLE GIANT, THIS CLASS IS FOR YOU!

No experience is required to attend this class. Past classes have been comprised of students, retirees, artists, welders, doctors, farriers ...anyone who wants to learn will benefit from this class. We approach the rebuilding process using tools that can be found in the average home workshop. If you are in the market to buy a power hammer, this class will make you an educated shopper. If you already own a Little Giant, or any other brand of power hammer, this class will teach you how to get the best performance possible.

The class costs \$95, refundable up to 7 days prior to the class; advance registration is required. We limit each class to 25 participants. The classes start at 9 AM sharp on Friday, and usually end by Saturday evening. The schedule runs Sunday until noon in case we encounter any exceptional problems in rebuilding, and to answer remaining questions.

When we receive your registration, we will send you a city map, along with travel and hotel information.

Airports are located in Omaha (45 miles north), Lincoln (50 miles west) and Kansas City (125 miles south).

March 20-22, 2015

REGISTRATION

Name: _____

Business name: _____

Address: _____

Telephone: _____

Email address: _____

PAYMENT

- Check enclosed
- Visa
- MasterCard
- Discover
- American Express
- Number: _____
- Expiration Date: _____

POWER HAMMER INFO

Brand: _____

Size: _____

Serial Number: _____

Please call or email if you have any questions, or prefer to register by phone. You can reach us at 402.873.6605 or SidsShop@windstream.net. Suedmeier Enterprises 420 4th Corso, Nebraska City, NE 68410.



December meeting photos by Robin Ream



Balcones Forge Bluebonnet Demo

featuring

DOROTHY STIEGLER



March 28-29, 2015

Marble Falls, Texas



Dorothy (stieglermetaldesign.com) returns to Texas for our two-day demo and to teach four one-day workshops on bronze forging. Do not miss this opportunity to learn from a master! Classes run Tuesday-Friday (24-27), \$135/members, \$155/non-members. See Jim Elliott or call (512) 630-1293 for openings, then send your check (Balcones Forge) to 1102 Walnut Street, Georgetown TX 78626. Space is limited -- first come, first served -- only paid spots will be held. Registration for the demo is separate.

Free camping spots are available all week around the pond on beautiful Sycamore Creek. Bring your tent or trailer and your fishing pole! Spring is a great time to be out in the Texas Hill Country under starry skies!

Don't miss the barbecue dinner Saturday night followed by our famous annual **Balcones Forge Auction**. Please create items and find unused tools to donate and prepare to bid on fantastic creations and blacksmithing tools -- maybe one of Dorothy's latest creations!

Demo Times: **Saturday:** 9:00–Noon – Morning Demo
Noon–1:00 Lunch: *Since Marble Falls is about 20 minutes away, it is recommended to order a sandwich, chips and drink for \$7 or bring a sack lunch.*
1:00–5:00 Afternoon Demo
6:00 Dinner -- only \$15
7:15 If not attending the dinner, please join us at this time for the fantastic auction
Sunday: 9:00–1:00+ – Demo

Our hosts are John and Carolyn Crouchet at their beautiful Sycamore Creek Ranch. **Directions: From Austin:** Hwy 71 northwest to Hwy 281. **From San Antonio:** Hwy 281 north to Marble Falls. Cross the Colorado River into Marble Falls, count 5 stoplights and turn right (east) at Ranch Road 1431. Go 5.6 miles and look for the "Anvil" signs. At our gate, you will see a small sign to the right that says, "Sycamore Creek Ranch, 5828 East Ranch Road 1431." If the gate is open, just drive in. If the gate is closed, there are cattle in this pasture, so please close the gate behind you. Continue crossing 4 cattle guards before you see the big metal shop on your left. Welcome! Lost? Call John at 830-798-3710.

For more info contact:

John Crouchet, 830-798-3710 or John@TexasWroughtIron.com

Jerry Achterberg 210-842-3049 or treefarm@swbell.net

Rudy Billings, 512-461-7375 or Rudy@BalconesForge.com

Hotel Accommodations:

Hampton Inn on the Lake, 704 First St., 830-798-1895

Quality Inn, 1206 Hwy 281 North, (866) 307-2224

Best Western, 1403 N Hwy 281, 830-693-5122

Hill Country Inn, 1101 Hwy 281, 830-693-3637

La Quinta Inn, 501 W. FM 2147, 830-798-2020

See the latest newsletter or website (www.BalconesForge.org) for Registration Form

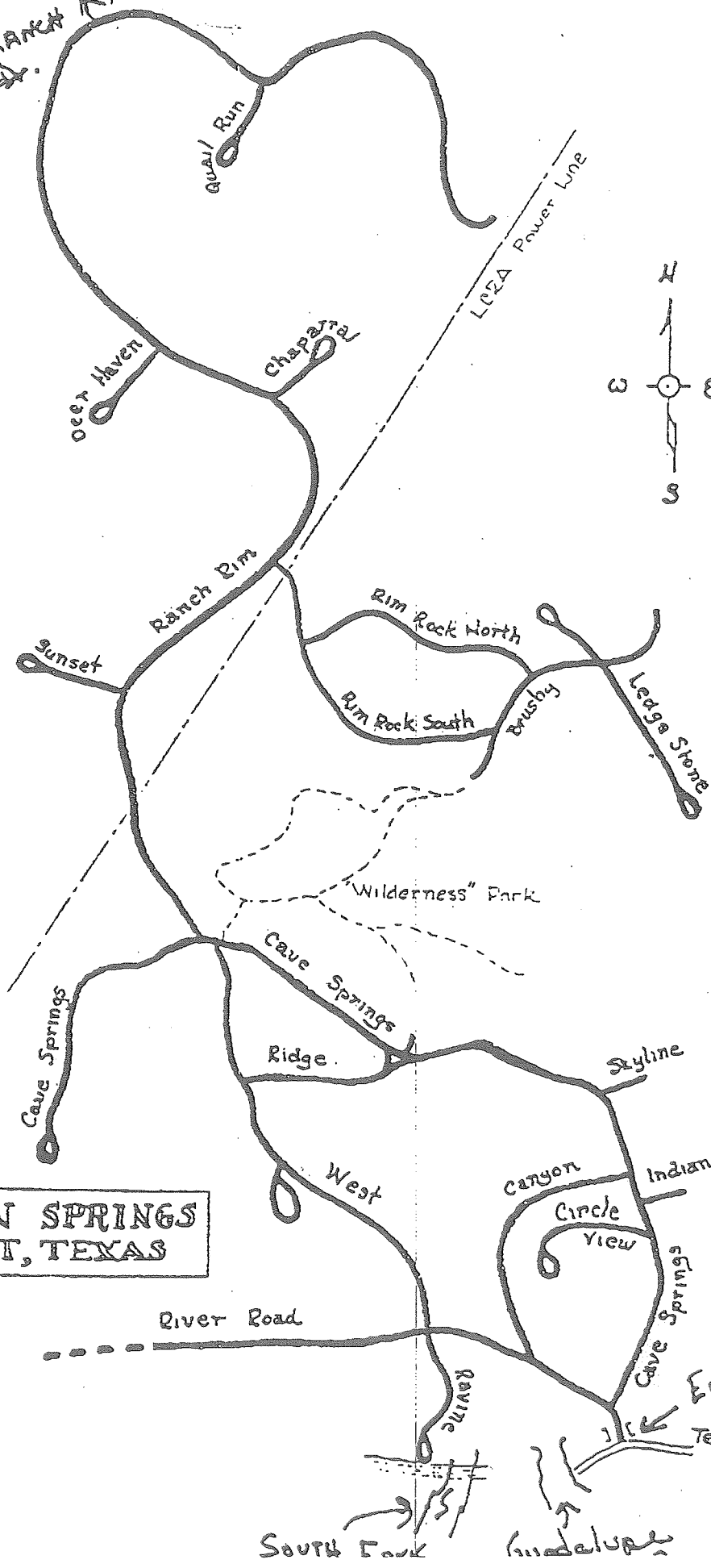
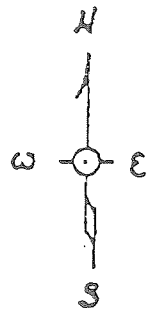


December meeting photos by Gerald Pollard

550 HILTON
RANCH RIM DRIVE WEST
Ranch

Gary & Sue HILTON
P.O. Box 728
550 ~~261~~ RANCH RIM DR WEST
HUNT, TX, 78024
Phone: 830-238-3406
or " " 3405

Direction on Rail



CANYON SPRINGS
HUNT, TEXAS

ENTRANCE CANYON
SPRINGS RANCH
Sub Division
Texas 39 to Ingram

Balcones Forge Bluebonnet Demo

featuring **Dorothy Stiegler - March 28-29**

Please print clearly

Name _____

Address _____

City/State/Zip _____

Phone _____

Email _____

Yes, I prefer a hard-copy of the monthly newsletter mailed to me. I have added \$5 to the normal \$20 annual membership fee.

| | | |
|-------------------------------|-----------------|-------|
| Current Member | \$45 | _____ |
| 2015 Membership if unpaid. | \$20 | _____ |
| if you wish newsletter mailed | \$25 | _____ |
| Non-member | \$65 | _____ |
| Saturday Lunch | \$ 7 | _____ |
| Saturday Evening Meal... | \$15 | _____ |
| | Total \$ | _____ |

****Please register by March 15****

Make check payable to **Balcones Forge**.
Send to Rudy Billings,
12302 Indian Mound, Austin, TX 78758

PLEASE READ AND COMPLETE THE FOLLOWING RELEASE FORM: FORM MUST BE SIGNED AND DATED BY EACH MEMBER, GUEST AND PARENT OR GUARDIAN OF ANY MINOR IN ATTENDANCE.

In consideration of the Balcones Forge Blacksmith Association providing demonstrators and workshops and making these events available and granting permission to enter the area of said event, I, individually and as parent or guardian of the minor child attending such event, hereby waive all claims for damage and/or loss to my person or property, or the person or property of such minor child, which may be caused by an act, or failure to act of the Balcones Forge Blacksmith Association, its officers, directors, agents or employees and the hosts and demonstrators. I understand that there are inherent dangers in blacksmithing and I assume all risk of all dangerous conditions in and about such demonstration and workshop and waive any and all specific notice of the existence of such conditions. By signing this waiver, I acknowledge that I have read and understand this waiver.

X

Date _____

Vincent Herod
Spotted Dog Forge
166 Granite Road
Paige, TX 78659-4922

